



## High Efficiency Horizontal Ceiling Mounted Air Handler



### Standard Features

- **High efficiency**
  - Advanced engineered High Efficiency "A" Coil Design
  - ECM Brushless DC Motor
  - Meets ASHRAE 193 standard for < 2% airflow leak loss
- **Ease of installation**
  - Space saving design
  - Easy access for service and maintenance
  - Pre-wired for heating and cooling
  - Primary and secondary drain connections
- **Multiple heating options**
  - Electric heat models are 208/230/1/60
  - Hot water heat models are 115/1/60
  - Water circulating pump pre-installed on hot water models
- **Multiple cooling options**
  - *DX cooling coil*
  - *Chilled Water coil*



### Field Installed Options

- Louvered or non-louvered ceiling access panels
- Time delay relay

### Standard Warranty

- 5 Year Coil
- 1 Year Parts

## "Fur Down" High Efficiency Horizontal Ceiling Mounted Air Handler

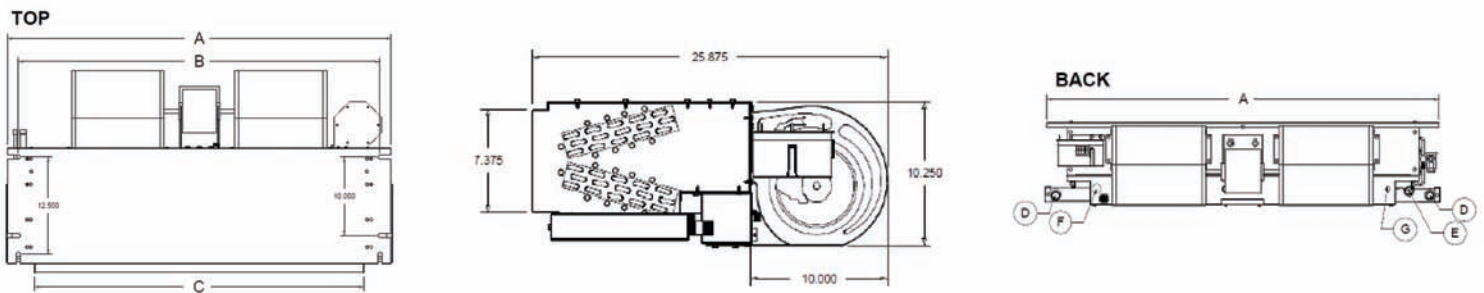
- HEU1/HEC1 Direct Expansion Cooling/Electric Heating
- HEU2/HEC2 Direct Expansion Cooling/Hot Water Heating
- HEU3/HEC3 Chilled Water Cooling/Electric Heating
- HEU4/HEC4 Chilled Water Cooling/Hot Water Heating

The **High Efficiency Series Air Handlers** are engineered to achieve or exceed today's demanding energy rating requirements. Specifically designed for horizontal mounting into a furred down ceiling. Advanced engineering allows these units to efficiently handle up to 1200 CFM and up to 3 tons of cooling with a DX cooling coil, heat pump coil or Chilled Water coil. These units are available with up to 10 KW of electric heat or up to 51,000 MBTUH of hot water heating capacity. For DX cooling requirements, these air handlers can be matched with most manufacturer's condensing units and heat pumps.

The **"HE" Series** cased concealed ceiling unit has been designed to meet ASHRAE Standard 193 to not exceed 2% air leak loss.

The **"U" Series Air Handlers** are exposed blower type and the **"C" Series Air Handlers** are equipped with an insulated cabinet over the top and sides. The bottom of the case is open to accommodate a solid or louvered filtered access panel.

The cased units have a knock-out for rear return air. Return air duct flanges and filter racks are field supplied.



MODEL	LIQUID LINE	SUCTION LINE	WATER LINE	A	B	C
HEUX-XX-X-A	3/8"	3/4"	(2) 5/8"	37	34.25	30
HEUX-XX-X-B	3/8"	3/4"	(2) 5/8"	45	42.25	38
HEUX-XX-X-C	3/8"	3/4"	(2) 5/8"	49	46.25	42
HEUX-XX-X-D	3/8"	3/4"	(2) 5/8"	56	53.25	49

- D—3/4" MALE DRAIN CONNECTION PRIMARY
- E— 3/4" MALE DRAIN CONNECTION SECONDARY
- F—.875" POWER CONNECTION
- G—.875" THERMOSTAT CONNECTION

